



unishape mouldings

Unitex SA



www.unitexsa.com.au

Changing the face of the Building Industry

unishape mouldings



Stylish Exterior Design

Whether Renovating or Building New, UNITEX Architectural Mouldings, Quoins and Columns can enhance the appearance of any building. Restore your heritage home, upgrade to a modern exterior or create your new dream home. It's simple to add style and beauty with UnitexSA's huge range of exterior mouldings and textured finishes.

Lower Cost

Unishape Mouldings are pre-made ready to use. This eliminates expensive on-site preparation and therefore means you can offer to enhance the facade of your building project for a fraction of the cost of conventional concrete moulding systems.

Wide choice of profiles

Unishape Mouldings are available in a range of beautifully designed profiles that reflect the era of virtually any building or project. The most popular styles are Colonial, Modern, Art Deco, Mediterranean, Tuscany and Grecian but there are over 60 distinctive and stylish profiles to suit even your most demanding client's preference.



NOW THERE'S AN EASIER, SIMPLER WAY
TO TRANSFORM THE APPEARANCE OF A
PROJECT WITHOUT THE NIGHTMARE OF
MAJOR RENOVATIONS. THE ANSWER IS
THE UNISHAPE MOULDING SYSTEM,
A RANGE OF EASILY APPLIED
LIGHTWEIGHT DECORATIVE MOULDINGS.

The sky's the limit

We are constantly adding to our extensive range of mouldings, so to see the most up to date range please visit our website

www.unitexsa.com.au

Or to see and feel our versatile profiles, just visit our showroom at **20 Cardiff Court, Cavan, South Australia.**



UNITEX SA CAN ALSO CREATE CUSTOM MOULDINGS, TO SUIT INDIVIDUAL NEEDS. WHETHER IT'S YOUR OWN DESIGN, TO MATCH EXISTING MOULDINGS ON A HERITAGE BUILDING OR TO NEW ARCHITECTURAL SPECIFICATIONS, WHAT YOU CAN ACHIEVE WILL ONLY BE LIMITED BY YOUR IMAGINATION!

Unique composition

The Unishape window profiles are a completely solid moulding, while the larger profiles utilise a lightweight infill covered by a minimum 10mm reinforced coating.

Easy to use

Unishape window profiles are remarkably light, weighing just a fraction of conventional facade systems. They can be easily cut to length, mechanically fixed, and then simply painted with conventional exterior paints to match existing surfaces.

And Unishape Mouldings have been tested and approved by James Hardie Industries for use throughout Australia.

Quality Products

We pride ourselves in supplying premier quality products, at competitive prices. Unitex produce a complete range of exterior products, including: render and texture coatings and complete thermal wall insulation system (TWS). For further information please contact our experienced staff on **(08) 8262 7900.**



window profiles

+ flat bands




WP 13

Height: 110mm
Width: 40mm



WP 19

Height: 90mm
Width: 30mm



WP 14

Height: 115mm
Width: 35mm



WP 20

Height: 75mm
Width: 25mm



WP 1

Height: 125mm
Width: 20mm




WP 5

Height: 75mm
Width: 50mm



WP 9

Height: 70mm
Width: 30mm



WP 15

Height: 105mm
Width: 40mm



WP 21

Height: 75mm
Width: 20mm



WP 2

Height: 130mm
Width: 40mm



WP 6

Height: 85mm
Width: 30mm




WP 10

Height: 45mm
Width: 20mm



WP 16

Height: 40mm
Width: 15mm



WP 22

Height: 100mm
Width: 20mm




WP 3

Height: 120mm
Width: 35mm



WP 7

Height: 140mm
Width: 50mm



WP 11

Height: 125mm
Width: 45mm



WP 17

Height: 150mm
Width: 40mm



WP 23

Height: 150mm
Width: 20mm



WP 4

Height: 110mm
Width: 40mm




WP 8

Height: 130mm
Width: 40mm



WP 12

Height: 90mm
Width: 30mm



WP 18

Height: 140mm
Width: 60mm



WP 24

Height: 200mm
Width: 20mm

Please note: Illustrations are not to scale. Refer to measurements for accurate sizes. This range is subject to change without notice

All window profiles are a completely solid moulding

**WP 25**


Height: 90mm
Width: 30mm

**WP 26**


Height: 50mm
Width: 15mm

**CB 001**

Height: 75mm
Width: 35mm

**CB 002**

Height: 300mm
Width: 20mm

**CB 003**

Height: 90mm
Width: 70mm

**CB 004**


Height: 55mm
Width: 25mm

**CB 005**

Height: 75mm
Width: 55mm

**CB006**

Height: 120mm
Width: 60mm

**PIER/WALL CAPPING**

Made to order

**PELMET** (3 sizes available)

450 x 290mm
375 x 245mm
305 x 200mm

lion heads

**large**

Height: 400mm
Width: 300mm

small

Height: 210mm
Width: 190mm



rings

WP4 485mm**WP12** 455mm**WP13** 305 / 435mm**WP14** 345 / 520 / 665mm**WP19** 685mm**WP20** 500mm**WP22** 715mm

all ring measurements are
outside diameter




window sills

**WS 1**

Height: 155mm
Width: 75mm

**WS 2**

Height: 120mm
Width: 60mm

**WS 3**

Height: 260mm
Width: 100mm


**WS 4**

Height: 85mm
Width: 60mm

**WS 5**

Height: 120mm
Width: 70mm

parapets



SP 5

Height: 140mm
Width: 120mm



SP 6

Height: 130mm
Width: 85mm



PP 1

Height: 270mm
Width: 150mm



PP 4

Height: 200mm
Width: 60mm



PP 10

Height: 185mm
Width: 150mm



PP 13

Height: 170mm
Width: 85mm



PP 16

Height: 185mm
Width: 45mm



PP 2

Height: 210mm
Width: 160mm



PP 7

Height: 180mm
Width: 100mm



PP 11

Height: 250mm
Width: 250mm



PP 14

Height: 135mm
Width: 110mm



PP 17

Height: 210mm
Width: 30mm



PP 3

Height: 200mm
Width: 160mm



PP 9

Height: 170mm
Width: 100mm



PP 12

Height: 350mm
Width: 250mm



PP 15

Height: 220mm
Width: 120mm



PP 18

Height: 145mm
Width: 75mm

trusses



T 1

Height: 135mm
Width: 125mm
Depth: 50mm



T 2

Height: 165mm
Width: 100mm
Depth: 95mm



T 3

Height: 75mm
Width: 75mm
Depth: 60mm



T 4

Height: 235mm
Width: 115mm
Depth: 160mm



T 5

Height: 335mm
Width: 150mm
Depth: 120mm



T 6

Height: 400mm
Width: 200mm
Depth: 160mm

architectural columns



Unishape architectural columns are made from a lightweight centre with a reinforced coating of pure resins and cementitious materials.

Available in a range of round, half round and square designs with a variety of Capitals and Bases to suit all architectural styles. Unishape Architectural Columns arrive on-site ready to use in the standard sand finish, ready to be painted.

Detailed fixing instructions are available from UnitexSA

STRONG BUT LIGHTWEIGHT OUR COLUMNS ARE EASY TO INSTALL IN BOTH LOAD BEARING AND NON-LOAD BEARING APPLICATIONS.

TAPERED ROUND

1

Height: 3000mm
Top: 210mm
Base: 260mm

2

Height: 3000mm
Top: 290mm
Base: 320mm



BELLY SQUARE

Height: 3000mm
Top: 280mm
Base: 320mm




TAPERED SQUARE

Height: 3000mm
Top: 210mm
Base: 260mm




SQUARE

Height: 3000mm
Top: 260mm
Base: 260mm



HALF ROUND FLUTED

Height: 2400mm
Top: 220mm diameter
Base: 220mm diameter



plinth blocks



PL 001


Length: 295mm
Height: 180mm
Width: 60mm



PL 002


Length: 2400mm
Height: 300mm
Width: 30mm

keystones + quoins




K 1

Height: 235mm
Width: 180mm




K 2

Height: 190mm
Width: 155mm




K 3

Height: 345mm
Width: 305mm




K 4

Height: 270mm
Width: 240mm




K 5

Height: 215mm
Width: 195mm




K 6

Height: 210mm
Width: 190mm



K 7

Height: 140mm
Width: 105mm



K 11

Height: 230mm
Width: 275mm




V JOINT QUOIN

Sizes:
300 X 300 x 2700mm
350 X 300 x 2700mm
450 X 300 x 2700mm
(All 9 panels high)



SQUARE JOINT QUOIN

300 X 300 x 2700mm
(9 panels high)



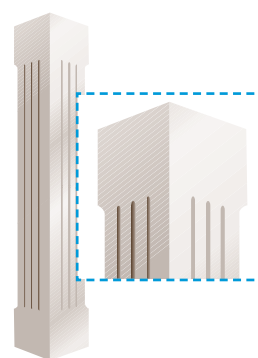
STEPPED QUOIN

Large panel: 380 x 260 mm
Small panel: 260 x 260mm
Height: 2600mm
(8 panels high)



FLAT QUOIN

Height: 2700mm



FLUTED QUOIN

Height: 2600mm

Please note: Illustrations are not to scale. Refer to measurements for accurate sizes. This range is subject to change without notice

Unitex SA

20 CARDIFF COURT CAVAN SOUTH AUSTRALIA 5094
TELEPHONE 08 8262 7900 FACSIMILE 08 8262 7922
www.unitexsa.com.au