



unishape mouldings **Unitex SA**



www.unitexsa.com.au

Changing the face of the Building Industry

unishape mouldings



NOW THERE'S AN EASIER, SIMPLER WAY TO
TRANSFORM THE APPEARANCE OF A PROJECT
WITHOUT THE NIGHTMARE OF MAJOR
RENOVATIONS. THE ANSWER IS OUR COST
EFFECTIVE RANGE OF INNOVATIVE PRODUCTS.

Unitex acrylic renders, textures and top coats

Our range of *Unitex acrylic renders* are designed specifically to provide a permanent adherence to all types of substrate. This base coat will protect your wall and provide a sound smooth surface to which the *Unitex acrylic texture coat* can be applied.

Unitex acrylic textures are available in a range of finishes to create various effects. The base product can be pre-tinted in an extensive range of colours to suit your specific design.

Unitex Impact PTC is a new protective top-coat, applied over a texture

coated wall, or used as a finishing coat on our range of architectural moulds, columns and quoins. This product contains a new acrylic polymer designed to improve colour, durability and coverage rates.

Unitex walling systems

Thermal Walling System (TWS)

TWS is manufactured to the highest insulation standards and fully tested and certified by the CSIRO (Assessment # 310). This high impact system is especially designed for high traffic areas, offering extra protection from impact damage. *TWS* requires a base coat of *Unitex acrylic render* prior to texture and top coats.

Unitex Baseboard

The *Unitex BaseBoard* system is a tough yet lightweight solution for insulation cladding. *BaseBoard* is simple to install and the pre-rendered base coat means less on-site labour costs.

Both walling systems can be fixed to any substrate (timber or steel frame) and finished with the range of *Unitex acrylic texture coats* and *Protective Top Coats (PTC)*.

For further information on any of our quality products, please contact our experienced staff on **(08) 8262 7900**.



THE UNISHAPE MOULDING SYSTEM IS A RANGE OF EASILY APPLIED LIGHTWEIGHT DECORATIVE MOULDINGS.

Stylish exterior design

Whether renovating or building new, *Unitex architectural mouldings, quoins and columns* can enhance the appearance of any building. Restore your heritage home, upgrade to a modern exterior or create your new dream home. It's simple to add style and beauty with UnitexSA's huge range of exterior mouldings and textured finishes.

Lower cost

Unishape mouldings are pre-made ready to use. This eliminates expensive on-site preparation, creating the opportunity to enhance your building project for a fraction of the cost of conventional concrete moulding systems.

Wide choice of profiles

Unishape mouldings are available in a range of beautifully designed profiles that reflect virtually any architectural style. The most popular styles are Colonial, Modern, Art Deco, Mediterranean, Tuscany and Grecian but there are over 70 distinctive and stylish profiles to suit the taste of even the most demanding client.

Quality products

We pride ourselves in supplying premier quality products, produced in South Australia, at competitive prices. We are constantly adding to our extensive range of products, so to see the most up to date range please visit our website www.unitexsa.com.au or our showroom at **20 Cardiff Court, Cavan, South Australia.**



UNITEXSA CAN ALSO CREATE CUSTOM MOULDINGS, TO SUIT INDIVIDUAL NEEDS. WHETHER IT'S YOUR OWN DESIGN, TO MATCH EXISTING MOULDINGS ON A HERITAGE BUILDING OR TO NEW ARCHITECTURAL SPECIFICATIONS, WHAT YOU CAN ACHIEVE WILL ONLY BE LIMITED BY YOUR IMAGINATION!

window profiles + flat bands + arches



Unique composition

The *Unishape* window profiles are a **completely solid moulding**, while the larger profiles utilise a lightweight infill covered by a minimum 10mm reinforced coating.

Easy to use

Unishape window profiles are remarkably light, weighing just a fraction of conventional facade systems. They can be easily cut to length, mechanically fixed, and then simply painted with conventional exterior paints to match existing surfaces.

All window profiles and parapet mouldings are also available as arches, custom made to order.



WP1

Height: 125mm
Width: 20mm



WP 2

Height: 130mm
Width: 40mm



WP 3

Height: 120mm
Width: 30mm



WP 4

Height: 110mm
Width: 40mm



WP 5

Height: 75mm
Width: 50mm



WP6

Height: 85mm
Width: 30mm



WP 7

Height: 140mm
Width: 50mm



WP 8

Height: 130mm
Width: 40mm



WP 9

Height: 70mm
Width: 30mm



WP 10

Height: 45mm
Width: 20mm



WP 11

Height: 125mm
Width: 45mm



WP 12

Height: 85mm
Width: 30mm




WP 13

Height: 105mm
Width: 40mm



WP 14

Height: 115mm
Width: 35mm



WP 15

Height: 105mm
Width: 40mm



WP 16

Height: 40mm
Width: 15mm



WP 17

Height: 150mm
Width: 40mm



WP18

Height: 140mm
Width: 60mm



WP 19

Height: 90mm
Width: 30mm



WP 20

Height: 70mm
Width: 25mm



WP 21

Height: 75mm
Width: 20mm



WP 22

Height: 100mm
Width: 20mm



WP 23

Height: 150mm
Width: 20mm



WP 24

Height: 200mm
Width: 20mm



WP 25

Height: 90mm
Width: 30mm




WP 26

Height: 50mm
Width: 15mm



WP 27


Height: 90mm
Width: 50mm

**CB 001**Height: 75mm
Width: 35mm**CB 002**Height: 300mm
Width: 20mm**CB 003**Height: 90mm
Width: 70mm**CB 004**Height: 55mm
Width: 25mm**PIER/WALL CAPPING**


Made to order

**CB 005**Height: 75mm
Width: 60mm**CB 006**Height: 120mm
Width: 60mm**CB 007**Height: 100mm
Width: 40mm**CB 008**Height: 470mm
Width: 30mm**PELMET**(3 sizes available)
450 x 300mm
375 x 245mm
305 x 200mm


lion heads


largeHeight: 400mm
Width: 300mm**small**Height: 210mm
Width: 190mm

rings

WP4 485mm**WP12** 455mm**WP13** 305 / 435mm**WP14** 345 / 520 / 665mm**WP19** 685mm**WP20** 500mm**WP22** 715mmall ring measurements
are outside diameter

trusses

**T 1**Height: 135mm
Width: 125mm
Depth: 50mm**T 2**Height: 170mm
Width: 100mm
Depth: 100mm**T 3**Height: 75mm
Width: 75mm
Depth: 60mm**T 4**Height: 235mm
Width: 115mm
Depth: 160mm**T 5**Height: 335mm
Width: 150mm
Depth: 120mm**T 6**Height: 400mm
Width: 200mm
Depth: 160mm



parapets



SP 5

Height: 140mm
Width: 120mm



SP 6

Height: 130mm
Width: 85mm



PP 1

Height: 270mm
Width: 150mm



PP 2

Height: 210mm
Width: 160mm



PP 3

Height: 200mm
Width: 160mm



PP 4

Height: 200mm
Width: 60mm



PP 7

Height: 180mm
Width: 100mm



PP 9

Height: 170mm
Width: 100mm



PP 10

Height: 185mm
Width: 150mm



PP 11

Height: 250mm
Width: 250mm



PP 12

Height: 350mm
Width: 250mm



PP 13

Height: 170mm
Width: 85mm



PP 14

Height: 135mm
Width: 110mm



PP 15

Height: 220mm
Width: 120mm



PP 16

Height: 185mm
Width: 45mm



PP 17

Height: 210mm
Width: 30mm



PP 18

Height: 145mm
Width: 75mm



PP 19

Height: 280mm
Width: 220mm



PP 20

Height: 210mm
Width: 165mm

window sills



WS 1

Height: 155mm
Width: 75mm



WS 2

Height: 120mm
Width: 60mm



WS 3

Height: 260mm
Width: 100mm



WS 4

Height: 85mm
Width: 60mm



WS 5

Height: 120mm
Width: 70mm



architectural columns

Unishape architectural columns have a lightweight centre with a reinforced coating of pure resins and cementitious materials.

Available in a range of round, half round and square designs with a variety of *capitals* and *bases* to suit all architectural styles. *Unishape architectural columns* arrive on-site ready to use in the standard sand finish, ready to be painted or coated with *Unitex Protective Top Coat (PTC)* colour matched to your building project.

Detailed fixing instructions are available from UnitexSA



STRONG BUT LIGHTWEIGHT OUR COLUMNS ARE EASY TO INSTALL IN BOTH LOAD BEARING AND NON-LOAD BEARING APPLICATIONS.



TAPERED ROUND 1

Height: 3000mm
Top: 210mm
Base: 260mm




TAPERED SQUARE

Height: 3000mm
Top: 210mm
Base: 260mm




SQUARE

Height: 3000mm
Top: 260mm
Base: 260mm



HALF ROUND FLUTED

Height: 2400mm
220mm diameter



ROUND FLUTE 1

Height: 3000mm
220mm diameter

TAPERED ROUND 2

Height: 3000mm
Top: 290mm
Base: 350mm

TAPERED SQUARE 2

Height: 3000mm
Top: 260mm
Base: 310mm

SQUARE 2

Height: 3000mm
Top: 310mm
Base: 310mm

ROUND FLUTE 2

Height: 3000mm
320mm diameter

plinths



PL 001

Length: 2400mm
Height: 180mm
Width: 60mm



PL 002




Length: 2400mm
Height: 300mm
Width: 30mm



BLOCK

Length: 295mm
Height: 180mm
Width: 60mm

keystones + quoins




K 1

Height: 235mm
Width: 180mm



K 2

Height: 190mm
Width: 155mm



K 3

Height: 345mm
Width: 305mm




K 4

Height: 270mm
Width: 240mm




K 5

Height: 215mm
Width: 195mm




K 6

Height: 210mm
Width: 190mm




K 7

Height: 140mm
Width: 105mm



K 11

Height: 230mm
Width: 275mm




V JOINT QUOIN

Sizes:
300 X 300 x 2700mm
350 X 300 x 2700mm
450 X 300 x 2700mm
(All 9 panels high)



SQUARE JOINT QUOIN

300 X 300 x 2700mm
(9 panels high)




STEPPED QUOIN

Large panel:
380 x 260 mm
Small panel:
260 x 260mm
Height: 2600mm
(8 panels high)



FLAT QUOIN

300 x 2700mm



FLUTED QUOIN

Height: 2600mm



Please note: Illustrations are not to scale. Refer to measurements for accurate sizes. This range is subject to change without notice

Unitex SA

20 CARDIFF COURT CAVAN SOUTH AUSTRALIA 5094
TELEPHONE 08 8262 7900 FACSIMILE 08 8262 7922
www.unitexsa.com.au sales@unitexsa.com.au